



Ulm – Friedrichshafen

Linie IRE 3, RE 5, RS 2, RS 21



**Donnerstag, 26. Oktober –
Montag, 6. November**

Ersatzverkehr mit Bussen

**Verlängert bis
Sonntag, 3. Dezember**



Streckensperrung zwischen
Biberach (Riß) ◀▶ Aulendorf



hier zur
Online-
Reiseauskunft

Zugausfälle:

IRE 3

RE 5

Biberach (Riß) ◀▶ Aulendorf

Ihre Reisealternativen:



BUSIRE 3

BUSRE 5

Biberach (Riß) ◀▶ Aulendorf

mit Halt in Bad Schussenried Aldi-Kreisel

Fahrplanänderungen:

IRE 3

RS 2

RS 21

Bis Biberach (Riß) bzw.
Biberach Süd mit teilweise
geänderten Fahrzeiten und
früheren Abfahrtszeiten.

Abfahrt zwischen 7 und 23 Uhr:

Biberach zur Min. 15 und 40

Aulendorf zur Min. 5 und 35

In den Tagesrandlagen abweichend!



 Ersatzverkehr mit Bussen

Lage der Ersatzhaltestellen: bahn.de/sev-bw
Fahrradmitnahme nicht möglich.

**Bus hält in
Bad
Schussenried
nicht am
Bahnhof!**

Ihre Informationsmöglichkeiten



App „DB Navigator“

App „DB Bauarbeiten“



bauinfos.deutschebahn.com



Kundendialog DB Regio 0711 4692 8253



Das große Investitionsprogramm
für Mobilität und Klimawende.

 **bwegt**
Mobilität für Baden-Württemberg



Ersatzverkehr mit Bussen

Biberach (Riß) ◄► Aulendorf

Linie IRE 3, RE 5, RS2, RS 21

26. Oktober – 6. November

Verlängert bis
Sonntag, 3. Dezember



Bus IRE 3

Bus RE 5

Biberach (Riß) ◄► Aulendorf
mit Halt in Bad Schussenried

Bus um 3.50 Uhr ab Aulendorf hält
auch in Biberach ☹ Liebherr Werk

Haltestellen Ersatzverkehr

- Biberach ☹ ZOB/Bahnhof
Bussteig 15
- Bad Schussenried ☹ Aldi Kreisel
- Aulendorf ☹ Bahnhof

IRE 3

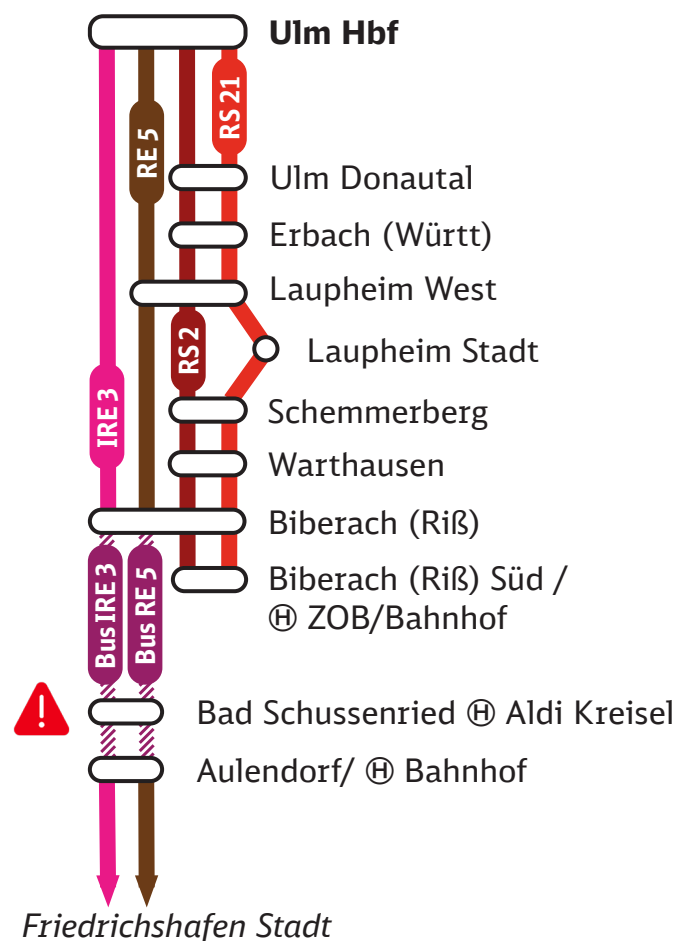
RS 2

RS 21

**Ulm Hbf ◄► Biberach (Riß) bzw.
Biberach Süd**

Teilweise geänderte Fahrzeiten und
frühere Abfahrtszeiten in Ulm Hbf

Südbahn



Kein Halt in Bad Schussenried
am Bahnhof.

751

 Biberach (Riß) - Aulendorf Ersatzverkehr mit

**Verlängert bis
Sonntag, 3. Dezember**

Gültig vom 26. Oktober bis 6. November

| Zug | RB 91 87551 | RE 5 32489 | RB 91 87555 | RS21 32601 | RE 3 32487 | IRE3 17753 | RE 5 33797 | RS2 32657 | RS21 32603 | RE 5 4201 | RE5 18049 | RE 5 33753 | RB 91 87559 | RS21 32605 | RE 5 4241 | IRE3 17754 |
|------------------------------------|--------------------|-----------------|--------------------|-----------------|-----------------|-----------------|-----------------|-----------------|-----------------|-----------------|-----------------|-------------------|--------------------|-----------------|--------------|---------------|
| | Mo,Di,Do, Fr | Mi,Sa,So | Mo,Di,Do, Fr | Mo,Di,Do, Fr | Mo,Di,Do, Fr | Mo,Di,Do, Fr | Mo,Di,Do, Fr | Mo,Di,Do, Fr | Mo,Di,Do, Fr | Mo,Di,Do, Fr | Mo,Di,Do, Fr | | Mo,Di,Do, Fr | Mo,Di,Do, Fr | | |
| von | | | | | | | | | | | | | | | | |
| Ulm Hbf | | | | 4 35 | 5 00 | | | 5 05 | 5 34 | 5 43 | | | | 6 01 | 6 10 | |
| Ulm-Donautal | | | | 4 40 | | | | 5 10 | 5 39 | | | | | 6 06 | | |
| Erbach (Württ) | | | | 4 44 | 5 08 | | | 5 14 | 5 43 | | | | | 6 10 | | |
| Laupheim West | | | | 4 54 | 5 15 | | | 5 21 | 5 54 | 5 56 | | | | 6 20 | 6 23 | |
| Schemmerberg | | | | 5 09 | | | | 5 25 | 6 09 | | | | | 6 34 | | |
| Warthausen | | | | 5 14 | | | | 5 30 | 6 14 | | | | | 6 39 | | |
| Biberach (Riß) | ○ | | | 5 17 | 5 24 | | | 5 34 | 6 17 | 6 04 | | | | 6 44 | 6 31 | |
| Biberach (Riß) / ZOB/Bahnhof | | | | 5 18 | | 5 30 | | 5 38 | 6 22 | | 6 09 | | | 6 54 | | 6 40 |
| Liebherr-Werk, Biberach an der Riß | | | | 5 20 | | | | 5 40 | 6 24 | | | | | 6 56 | | |
| Biberach (Riß) Süd | ○ | | | | | | | | | | | | | | | |
| Aldi-Kreisel, Bad Schussenried | | | | | | 5 54 | | | | | 6 33 | | | | | 7 04 |
| Aulendorf / Bahnhof | | | | | | 6 07 | | | | | 6 46 | | | | | 7 17 |
| Aulendorf | 5 02 | 5 49 | 6 00 | | | | 6 21 | | | | | 6 51 | 7 02 | | | |
| Ravensburg | 5 19 | 6 02 | 6 18 | | | | 6 33 | | | | | 7 04 | 7 19 | | | |
| Friedrichshafen Stadt | 5 41 | 6 17 | 6 40 | | | | 6 47 | | | | | 7 19 | 7 41 | | | |
| nach | Friedrhn. Hafen | Kress- bronn | Friedrhn. Hafen | | | | | | | | | Lindau- Reutin | Friedrhn. Hafen | | | |

| Zug | RE 5 33757 | RE 5 33755 | RS21 32607 | RS21 32609 | RE 5 4243 | RE 5 4203 | RE5 18050 | IRE 3 32685 | RB 91 87561 | RS2 32659 | IRE 3 22751 | IRE3 17755 | RE 5 33759 | RS21 32611 | RE 5 4205 | RE5 18051 |
|------------------------------------|---------------|-----------------|---------------|-----------------|-----------------|--------------|-------------------|--------------------|-----------------|--------------|----------------|---------------|---------------|---------------|--------------|--------------|
| | Mi,Sa,So | Mo,Di,Do, Fr | Mi,Sa,So | Mo,Di,Do, Fr | Mo,Di,Do, Fr | Mi,Sa,So | | | Mo,Di,Do, Fr | | | | | | | |
| von | | | | | | | | | | | | | | | | |
| Ulm Hbf | | | 6 35 | 6 35 | 6 44 | 6 47 | | | | 7 05 | 7 10 | | | 7 35 | 7 47 | |
| Ulm-Donautal | | | 6 40 | 6 40 | | | | | | 7 10 | | | | 7 41 | | |
| Erbach (Württ) | | | 6 44 | 6 44 | 6 51 | | | | | 7 14 | | | | 7 45 | | |
| Laupheim West | | | 6 54 | 6 54 | 6 58 | 6 59 | | | | 7 33 | | | | 7 54 | 7 59 | |
| Schemmerberg | | | 7 09 | 7 09 | 7 02 | | | | | 7 37 | | | | 8 09 | | |
| Warthausen | | | 7 14 | 7 14 | | | | | | 7 42 | | | | 8 14 | | |
| Biberach (Riß) | ○ | | 7 17 | 7 18 | 7 08 | 7 07 | | | | 7 46 | 7 30 | | | 8 17 | 8 07 | |
| Biberach (Riß) / ZOB/Bahnhof | | | | 7 22 | | | 7 15 | | | 7 52 | | 7 40 | | 8 22 | | 8 15 |
| Liebherr-Werk, Biberach an der Riß | | | | | | | | | | | | | | 2 8 24 | | |
| Biberach (Riß) Süd | | | | 7 24 | | | | | | 7 55 | | | | 8 24 | | |
| Aldi-Kreisel, Bad Schussenried | | | | | | | 7 39 | | | | 8 04 | | | | | 8 39 |
| Aulendorf / Bahnhof | | | | | | | 7 52 | | | | 8 17 | | | | | 8 52 |
| Aulendorf | 7 24 | 7 28 | | | | | | 7 59 | 8 02 | | | | | 8 24 | | |
| Ravensburg | 7 37 | 7 41 | | | | | | 8 12 | 8 19 | | | | | 8 37 | | |
| Friedrichshafen Stadt | 7 52 | 7 55 | | | | | | 8 25 | 8 41 | | | | | 8 52 | | |
| nach | | | | | | | Lindau- Reutin | Friedrhn. Hafen | | | | | | | | |

| Zug | IRE 3 4821 | RB 91 87565 | RB 91 87610 | RS2 32661 | IRE 3 22759 | IRE3 17756 | RE 5 33761 | RS21 32613 | RE 5 4207 | RE5 18052 | IRE 3 4803 | IRE 3 3052 | RB 91 87567 | RS2 32663 | IRE 3 22757 | IRE3 17757 |
|------------------------------------|-------------------|--------------------|--------------------|-----------------|----------------|---------------|---------------|---------------|--------------|--------------|-------------------|---------------------|--------------------|-----------------|----------------|---------------|
| | Mo,Di,Do, Fr | Mi,Sa,So | Mi,Sa,So | Mo,Di,Do, Fr | | | | | | | Mo,Di,Do, Fr | Mi,Sa,So | | Mo,Di,Do, Fr | | |
| von | | | | | | | | | | | | | | | | |
| Ulm Hbf | | | | 8 05 | 8 10 | | | 8 35 | 8 47 | | | | | 9 05 | 9 10 | |
| Ulm-Donautal | | | | 8 10 | | | | 8 40 | | | | | | 9 11 | | |
| Erbach (Württ) | | | | 8 14 | | | | 8 44 | | | | | | 9 15 | | |
| Laupheim West | | | | 8 33 | | | | 8 54 | 8 59 | | | | | 9 34 | | |
| Schemmerberg | | | | 8 37 | | | | 9 09 | | | | | | 9 38 | | |
| Warthausen | | | | 8 42 | | | | 9 14 | | | | | | 9 43 | | |
| Biberach (Riß) | ○ | | | 8 46 | 8 30 | | | 9 17 | 9 07 | | | | | 9 47 | 9 30 | |
| Biberach (Riß) / ZOB/Bahnhof | | | | 8 52 | | 8 40 | | 2 9 18 | | 9 15 | | | | 9 52 | | 9 40 |
| Liebherr-Werk, Biberach an der Riß | | | | | | | | | | | | | | | | |
| Biberach (Riß) Süd | | | | 8 55 | | | | 2 9 21 | | | | | | 9 55 | | |
| Aldi-Kreisel, Bad Schussenried | | | | | | 9 04 | | | | 9 39 | | | | | | 10 04 |
| Aulendorf / Bahnhof | | | | | | 9 17 | | | | 9 52 | | | | | | 10 17 |
| Aulendorf | 8 59 | 9 02 | 9 07 | | | | 9 24 | | | | 9 59 | 9 59 | 10 02 | | | |
| Ravensburg | 9 12 | 9 19 | 9 24 | | | | 9 37 | | | | 10 12 | 10 12 | 10 19 | | | |
| Friedrichshafen Stadt | 9 25 | 9 41 | 9 46 | | | | 9 52 | | | | 10 25 | 10 25 | 10 41 | | | |
| nach | Lindau- Reutin | Friedrhn. Hafen | Friedrhn. Hafen | | | | | | | | Lindau- Reutin | Erzingen (Baden) | Friedrhn. Hafen | | | |

2 Mo, Di, Do, Fr

751

Biberach (RiB) - Aulendorf Ersatzverkehr mit

**Verlängert bis
Sonntag, 3. Dezember**

Gültig vom 26. Oktober bis 6. November

| Zug | RE 5 33763 ☺ | RS21 32615 ☺ | RE 5 4209 ☺ | RES 18053 | RE 3 33765 ☺ | RB 91 87569 | RS2 32665 ☺ Mo,Di,Do, Fr | RE 3 4245 ☺ | IRE3 17758 | RE 5 33767 ☺ | RS21 32617 ☺ | RE 5 4211 ☺ | RES 18054 | IRE 3 4805 ☺ | RB 91 87571 | RS2 32667 ☺ Mo,Di,Do, Fr |
|------------------------------------|--------------------|--------------------|-------------------|--------------|--------------------|--------------------|--------------------------------------|-------------------|---------------|--------------------|--------------------|-------------------|--------------|--------------------|--------------------|--------------------------------------|
| von | | | | | | | | | | | | | | | | |
| Ulm Hbf | | 9 35 | 9 47 | | | | 10 05 | 10 10 | | | 10 35 | 10 47 | | | | 11 05 |
| Ulm-Donautal | | 9 40 | | | | | 10 10 | | | | 10 40 | | | | | 11 10 |
| Erbach (Württ) | | 9 44 | | | | | 10 14 | | | | 10 44 | | | | | 11 14 |
| Laupheim West | | 9 54 | 9 59 | | | | 10 33 | | | | 10 54 | 10 59 | | | | 11 33 |
| Schemmerberg | | 10 09 | | | | | 10 37 | | | | 11 09 | | | | | 11 37 |
| Warthausen | | 10 14 | | | | | 10 42 | | | | 11 14 | | | | | 11 42 |
| Biberach (RiB) | ○ | 10 17 | 10 07 | | | | 10 46 | 10 30 | | | 11 17 | 11 07 | | | | 11 46 |
| Biberach (RiB) / ZOB/Bahnhof | | 2 10 22 | | 10 15 | | | 10 52 | | 10 40 | | 2 11 22 | | 11 15 | | | 11 52 |
| Liebherr-Werk, Biberach an der RiB | | 2 10 24 | | | | | 10 55 | | | | 2 11 24 | | | | | 11 55 |
| Biberach (RiB) Süd | ○ | | | 10 39 | | | | | 11 04 | | | | 11 39 | | | |
| Aldi-Kreisel, Bad Schussenried | ○ | | | 10 52 | | | | | 11 17 | | | | 11 52 | | | |
| Aulendorf / Bahnhof | | | | | | | | | | | | | | | | |
| Aulendorf | | 10 24 | | | 10 59 | 11 02 | | | | 11 24 | | | | 11 59 | 12 02 | |
| Ravensburg | ○ | 10 37 | | | 11 12 | 11 19 | | | | 11 37 | | | | 12 12 | 12 19 | |
| Friedrichshafen Stadt | ○ | 10 52 | | | 11 24 | 11 41 | | | | 11 52 | | | | 12 25 | 12 41 | |
| nach | | | | | Lindau- Reutin | Friedrhn. Hafen | | | | | | | | Lindau- Reutin | Friedrhn. Hafen | |

| Zug | IRE 3 22765 ☺ | IRE3 17759 | RE 5 33769 ☺ | RS21 32619 ☺ | RE 5 4213 ☺ | RES 18055 | IRE 3 32687 ☺ | RB 91 87573 | RS2 32669 ☺ Mo,Di,Do, Fr | IRE 3 22763 ☺ | IRE3 17760 | RE 5 33771 ☺ | RS21 32621 ☺ | RE 5 4215 ☺ | RES 18056 | IRE 3 4807 ☺ |
|------------------------------------|---------------------|---------------|--------------------|--------------------|-------------------|--------------|---------------------|--------------------|--------------------------------------|---------------------|---------------|--------------------|--------------------|-------------------|--------------|--------------------|
| von | | | | | | | | | | | | | | | | |
| Ulm Hbf | 11 10 | | | 11 35 | 11 47 | | | | 12 05 | 12 10 | | | 12 35 | 12 47 | | |
| Ulm-Donautal | | | | 11 40 | | | | | 12 10 | | | | 12 40 | | | |
| Erbach (Württ) | | | | 11 44 | | | | | 12 14 | | | | 12 44 | | | |
| Laupheim West | | | | 11 54 | 11 59 | | | | 12 33 | | | | 12 54 | 12 59 | | |
| Schemmerberg | | | | 12 09 | | | | | 12 37 | | | | 13 09 | | | |
| Warthausen | | | | 12 14 | | | | | 12 42 | | | | 13 14 | | | |
| Biberach (RiB) | ○ | 11 30 | | 12 17 | 12 07 | | | | 12 46 | 12 30 | | | 13 17 | 13 07 | | |
| Biberach (RiB) / ZOB/Bahnhof | | | 11 40 | 2 12 22 | | 12 15 | | | 2 12 46 | | 12 40 | | 2 13 22 | | 13 15 | |
| Liebherr-Werk, Biberach an der RiB | | | | 2 12 24 | | | | | 2 12 48 | | | | 2 13 24 | | | |
| Biberach (RiB) Süd | ○ | | 12 04 | | | 12 39 | | | | 13 04 | | | | | 13 39 | |
| Aldi-Kreisel, Bad Schussenried | ○ | | 12 17 | | | 12 52 | | | | 13 17 | | | | | 13 52 | |
| Aulendorf / Bahnhof | | | | | | | | | | | | | | | | |
| Aulendorf | | | 12 24 | | | | 12 59 | 13 03 | | | | 13 24 | | | | 13 59 |
| Ravensburg | ○ | | 12 37 | | | | 13 12 | 13 20 | | | | 13 37 | | | | 14 12 |
| Friedrichshafen Stadt | ○ | | 12 52 | | | | 13 25 | 13 42 | | | | 13 52 | | | | 14 25 |
| nach | | | | | | | Lindau- Reutin | Friedrhn. Hafen | | | | | | | | Lindau- Reutin |

| Zug | RB 91 87599 | RS2 32671 ☺ Mo,Di,Do, Fr | IRE 3 22767 ☺ | IRE3 17761 | RE 5 33773 ☺ | RS21 32623 ☺ | RE 5 4217 ☺ | RES 18057 | IRE 3 32564 ☺ | RB 91 87579 | RS21 32625 ☺ Mo,Di,Do, Fr | IRE 3 32563 ☺ | IRE3 17762 | RE 5 33777 ☺ | RS21 32627 ☺ Mi,Sa,So | RS21 32629 ☺ Mo,Di,Do, Fr |
|------------------------------------|--------------------|--------------------------------------|---------------------|---------------|--------------------|--------------------|-------------------|--------------|---------------------|--------------------|---------------------------------------|---------------------|---------------|--------------------|--------------------------------|---------------------------------------|
| von | | | | | | | | | | | | | | | | |
| Ulm Hbf | | 13 05 | 13 10 | | | 13 35 | 13 47 | | | | 14 05 | 14 10 | | | 14 35 | 14 35 |
| Ulm-Donautal | | 13 10 | | | | 13 40 | | | | | 14 10 | | | | 14 40 | 14 41 |
| Erbach (Württ) | | 13 14 | | | | 13 44 | | | | | 14 14 | | | | 14 44 | 14 45 |
| Laupheim West | | 13 33 | | | | 13 54 | 13 59 | | | | 14 23 | | | | 14 54 | 14 54 |
| Schemmerberg | | 13 37 | | | | 14 09 | | | | | 14 37 | | | | 15 09 | 15 09 |
| Warthausen | | 13 42 | | | | 14 14 | | | | | 14 42 | | | | 15 14 | 15 14 |
| Biberach (RiB) | ○ | 13 46 | 13 30 | | | 14 17 | 14 07 | | | | 14 46 | 14 30 | | | 15 17 | 15 18 |
| Biberach (RiB) / ZOB/Bahnhof | | 13 52 | | 13 40 | | 2 14 22 | | 14 15 | | | 2 14 52 | | 14 40 | | | 15 21 |
| Liebherr-Werk, Biberach an der RiB | | | | | | 2 14 24 | | | | | 2 14 54 | | | | | 15 24 |
| Biberach (RiB) Süd | ○ | 13 55 | | 14 04 | | | | 14 39 | | | | | 15 04 | | | |
| Aldi-Kreisel, Bad Schussenried | ○ | | | 14 17 | | | | 14 52 | | | | | 15 17 | | | |
| Aulendorf / Bahnhof | | | | | | | | | | | | | | | | |
| Aulendorf | | 14 02 | | | 14 24 | | | | 14 59 | 15 02 | | | | | 15 24 | |
| Ravensburg | ○ | 14 19 | | | 14 37 | | | | 15 12 | 15 19 | | | | | 15 37 | |
| Friedrichshafen Stadt | ○ | 14 41 | | | 14 52 | | | | 15 25 | 15 41 | | | | | 15 52 | |
| nach | Friedrhn. Hafen | | | | | | | | Lindau- Reutin | Friedrhn. Hafen | | | | | | |

☺ Mo, Di, Do, Fr

751

 Biberach (Riß) - Aulendorf Ersatzverkehr mit

**Verlängert bis
Sonntag, 3. Dezember**

Gültig vom 26. Oktober bis 6. November

| Zug | RE 5 4219 ☺ | RES 18058 | IRE 3 32689 ☺ | RB 91 87583 | RS2 32673 ☺ Mo, Di, Do, Fr | IRE 3 22769 ☺ | IRE3 17763 | RE 5 33779 ☺ | RS21 32631 ☺ | RE 5 4221 ☺ | RES 18059 | IRE 3 32691 ☺ | RB 91 87587 | RS2 32675 ☺ Mo, Di, Do, Fr | IRE 3 22795 ☺ | IRE3 17764 | |
|------------------------------------|-------------------|--------------|---------------------|------------------|----------------------------------------|---------------------|---------------|--------------------|--------------------|-------------------|--------------|---------------------|------------------|----------------------------------------|---------------------|---------------|--|
| von | | | | | | | | | | | | | | | | | |
| Ulm Hbf | 14 47 | | | | 15 05 | 15 10 | | | 15 35 | 15 47 | | | | 16 02 | 16 10 | | |
| Ulm-Donautal | | | | | 15 10 | | | | 15 40 | | | | | 16 07 | | | |
| Erbach (Württ) | | | | | 15 14 | | | | 15 44 | | | | | 16 11 | | | |
| Laupheim West | 14 59 | | | | 15 33 | | | | 15 54 | 15 59 | | | | 16 30 | | | |
| Schemmerberg | | | | | 15 37 | | | | 16 09 | | | | | 16 34 | | | |
| Warthausen | | | | | 15 42 | | | | 16 14 | | | | | 16 39 | | | |
| Biberach (Riß) | 15 07 | | | | 15 46 | 15 30 | | | 16 17 | 16 07 | | | | 16 43 | 16 30 | | |
| Biberach (Riß) / ZOB/Bahnhof | | 15 15 | | | 15 52 | | 15 40 | | 16 22 | | 16 15 | | | 16 52 | | 16 40 | |
| Liebherr-Werk, Biberach an der Riß | | | | | 15 55 | | | | 16 24 | | | | | 16 55 | | | |
| Biberach (Riß) Süd | | | | | | | 16 04 | | | | 16 39 | | | | | 17 04 | |
| Aldi-Kreisel, Bad Schussenried | | 15 39 | | | | | 16 17 | | | | 16 52 | | | | | 17 17 | |
| Aulendorf / Bahnhof | | 15 52 | | | | | | | | | | | | | | | |
| Aulendorf | | | 15 59 | 16 02 | | | | 16 24 | | | | 16 59 | 17 02 | | | | |
| Ravensburg | | | 16 12 | 16 19 | | | | 16 37 | | | | 17 12 | 17 19 | | | | |
| Friedrichshafen Stadt | | | 16 25 | 16 41 | | | | 16 52 | | | | 17 25 | 17 41 | | | | |
| nach | | | Lindau-Reutin | Friedrhnf. Hafen | | | | | | | | Lindau-Reutin | Friedrhnf. Hafen | | | | |

| Zug | RE 5 33781 ☺ | RS21 32633 ☺ | RE 5 4223 ☺ | RES 18060 | IRE 3 3068 | RB 91 87591 | RS2 32677 ☺ Mo, Di, Do, Fr | IRE 3 22761 | IRE3 17765 | RE 5 33783 | RS21 32637 | RE 5 4225 ☺ | RES 18061 | RE 3 33795 | RB 91 87595 | RS21 32639 | |
|------------------------------------|--------------------|--------------------|-------------------|--------------|---------------|------------------|----------------------------------------|----------------|---------------|---------------|---------------|-------------------|--------------|---------------|----------------|---------------|--|
| von | | | | | | | | | | | | | | | | | |
| Ulm Hbf | | 16 35 | 16 47 | | | | 17 05 | 17 10 | | | 17 35 | 17 47 | | | | 18 05 | |
| Ulm-Donautal | | 16 40 | | | | | 17 10 | | | | 17 40 | | | | | 18 10 | |
| Erbach (Württ) | | 16 44 | | | | | 17 14 | | | | 17 44 | | | | | 18 14 | |
| Laupheim West | | 16 54 | 16 59 | | | | 17 33 | | | | 17 54 | 17 59 | | | | 18 24 | |
| Schemmerberg | | 17 09 | | | | | 17 37 | | | | 18 09 | | | | | 18 39 | |
| Warthausen | | 17 14 | | | | | 17 42 | | | | 18 14 | | | | | 18 44 | |
| Biberach (Riß) | | 17 17 | 17 07 | | | | 17 46 | 17 30 | | | 18 17 | 18 07 | | | | 18 48 | |
| Biberach (Riß) / ZOB/Bahnhof | | 17 22 | | 17 15 | | | 17 52 | | 17 40 | | 18 22 | | 18 15 | | | 18 52 | |
| Liebherr-Werk, Biberach an der Riß | | 17 24 | | | | | 17 55 | | | | 18 24 | | | | | 18 54 | |
| Biberach (Riß) Süd | | | | 17 39 | | | | | 18 04 | | | | 18 39 | | | | |
| Aldi-Kreisel, Bad Schussenried | | | | 17 52 | | | | | 18 17 | | | | 18 52 | | | | |
| Aulendorf / Bahnhof | | | | | | | | | | | | | | | | | |
| Aulendorf | 17 24 | | | | 17 59 | 18 02 | | | | 18 24 | | | | 18 59 | 19 02 | | |
| Ravensburg | 17 37 | | | | 18 12 | 18 19 | | | | 18 37 | | | | 19 12 | 19 19 | | |
| Friedrichshafen Stadt | 17 52 | | | | 18 25 | 18 41 | | | | 18 52 | | | | 19 25 | 19 41 | | |
| nach | | | | | | Friedrhnf. Hafen | | | | | | | | Lindau-Reutin | | | |

| Zug | RE 3 4247 | IRE3 17766 | RE 5 33785 | RS21 32641 | RE 5 4227 | RES 18062 | IRE 3 4813 | RB 91 17839 2. | RS21 32635 | IRE 3 22770 | IRE3 17767 | RE 5 33787 | RS21 32643 | RE 5 4229 | RES 18063 | IRE 3 4827 | |
|------------------------------------|--------------|---------------|---------------|---------------|--------------|--------------|---------------|----------------------|---------------|----------------|---------------|---------------|---------------|--------------|--------------|---------------|--|
| von | | | | | | | | Sigma- ringen | | | | | | | | | |
| Ulm Hbf | 18 10 | | | 18 35 | 18 47 | | | | 19 05 | 19 10 | | | 19 35 | 19 47 | | | |
| Ulm-Donautal | | | | 18 40 | | | | | 19 10 | | | | 19 40 | | | | |
| Erbach (Württ) | | | | 18 44 | | | | | 19 14 | | | | 19 44 | | | | |
| Laupheim West | | | | 18 52 | 18 59 | | | | 19 24 | | | | 19 54 | 19 59 | | | |
| Schemmerberg | | | | 19 09 | | | | | 19 41 | | | | 20 09 | | | | |
| Warthausen | | | | 19 14 | | | | | 19 46 | | | | 20 14 | | | | |
| Biberach (Riß) | 18 30 | | | 19 17 | 19 07 | | | | 19 49 | 19 30 | | | 20 17 | 20 07 | | | |
| Biberach (Riß) / ZOB/Bahnhof | | 18 40 | | 19 22 | | 19 15 | | | 19 52 | | 19 40 | | | | 20 15 | | |
| Liebherr-Werk, Biberach an der Riß | | | | 19 24 | | | | | 19 54 | | | | | | | | |
| Biberach (Riß) Süd | | | | 19 24 | | | | | | | | | | | | | |
| Aldi-Kreisel, Bad Schussenried | | 19 04 | | | | 19 39 | | | | | 20 04 | | | | 20 39 | | |
| Aulendorf / Bahnhof | | 19 17 | | | | 19 52 | | | | | 20 17 | | | | 20 52 | | |
| Aulendorf | | | 19 24 | | | | 19 59 | 20 02 | | | | | 20 24 | | | 20 59 | |
| Ravensburg | | | 19 37 | | | | 20 12 | 20 20 | | | | | 20 37 | | | 21 12 | |
| Friedrichshafen Stadt | | | 19 52 | | | | 20 25 | 20 42 | | | | | 20 52 | | | 21 25 | |
| nach | | | | | | | Lindau-Reutin | Friedrhnf. Hafen | | | | | | | | Lindau-Reutin | |

☺ Mo, Di, Do, Fr

751

Biberach (RiB) - Aulendorf Ersatzverkehr mit

**Verlängert bis
Sonntag, 3. Dezember**

Gültig vom 26. Oktober bis 6. November

| Zug | RB 91 87597 | RS21 32645 ☺ | IRE 3 22787 ☺ | IRE3 17768 | RE 5 33789 ☺ | RS21 32647 ☺ | RE 5 4231 ☺ | RES 18064 | IRE 3 4815 ☺ | IRE 3 22825 ☺ | IRE3 17769 | RE 5 33791 ☺ | RS21 32649 ☺ | RE 5 4233 ☺ | RES 18065 | IRE 3 4829 ☺ |
|------------------------------------|--------------------|--------------------|---------------------|---------------|--------------------|--------------------|-------------------|--------------|--------------------|---------------------|---------------|--------------------|--------------------|-------------------|--------------|--------------------|
| von | | | | | | | | | | | | | | | | |
| Ulm Hbf | | 20 05 | 20 10 | | | 20 35 | 20 47 | | | 21 10 | | | 21 35 | 21 45 | | |
| Ulm-Donautal | | 20 10 | | | | 20 40 | | | | | | | 21 40 | | | |
| Erbach (Württ) | | 20 14 | | | | 20 44 | | | | | | | 21 44 | 21 52 | | |
| Laupheim West | | 20 24 | | | | 20 54 | 20 59 | | | | | | 21 54 | 21 59 | | |
| Schemmerberg | | 20 41 | | | | 21 09 | | | | | | | 22 09 | | | |
| Warthausen | | 20 46 | | | | 21 14 | | | | | | | 22 14 | | | |
| Biberach (RiB) | ○ | 20 48 | 20 30 | | | 21 17 | 21 07 | | | 21 30 | | | 22 17 | 22 07 | | |
| Biberach (RiB) / ZOB/Bahnhof | | 20 50 | | 20 40 | | | | 21 15 | | | 21 40 | | | | | 22 15 |
| Liebherr-Werk, Biberach an der RiB | | | | | | | | | | | | | | | | |
| Biberach (RiB) Süd | ○ | 20 53 | | | | | | | | | | | | | | |
| Aldi-Kreisel, Bad Schussenried | | | | 21 04 | | | | 21 39 | | | 22 04 | | | | | 22 39 |
| Aulendorf / Bahnhof | ○ | | | 21 17 | | | | 21 52 | | | 22 17 | | | | | 22 52 |
| Aulendorf | | 21 02 | | | | 21 24 | | | | 22 01 | | | 22 24 | | | 22 59 |
| Ravensburg | ○ | 21 19 | | | | 21 37 | | | | 22 14 | | | 22 37 | | | 23 12 |
| Friedrichshafen Stadt | ○ | 21 41 | | | | 21 52 | | | | 22 25 | | | 22 51 | | | 23 25 |
| nach | Friedrhn. Hafen | | | | | | | | Kress- bronn | | | | Lindau- Reutin | | | Kress- bronn |

| Zug | RB 91 17749 ☺,2. | IRE 3 22829 ☺ | IRE3 17770 | RS21 32651 ☺ | RE 5 4249 ☺ | RES 18066 | IRE 3 4817 32693 ☺ | IRE 3 22983 22827 ☺ | IRE3 17771 | RS21 32653 ☺ | RE 5 32697 ☺ | RES 18067 | RE 5 33793 ☺ | RS21 32655 ☺ | Mi,Sa,So |
|------------------------------------|------------------------|---------------------|---------------|--------------------|-------------------|--------------|-----------------------------|------------------------------|---------------|--------------------|--------------------|--------------|--------------------|--------------------|----------|
| von | | | | | | | | | | | | | | | |
| Ulm Hbf | | 22 10 | | 22 35 | 22 47 | | 23 10 | | | 23 35 | 0 08 | | | 0 48 | |
| Ulm-Donautal | | | | 22 40 | | | | | | 23 40 | | | | 0 53 | |
| Erbach (Württ) | | | | 22 44 | | | | | | 23 44 | | | | 0 57 | |
| Laupheim West | | | | 22 54 | 22 59 | | | | | 23 54 | 0 22 | | | 1 07 | |
| Schemmerberg | | | | 23 09 | | | | | | 0 09 | | | | 1 21 | |
| Warthausen | | | | 23 14 | | | | | | 0 14 | | | | 1 26 | |
| Biberach (RiB) | ○ | 22 30 | | 23 17 | 23 07 | | 23 30 | | | 0 17 | 0 31 | | | 1 29 | |
| Biberach (RiB) / ZOB/Bahnhof | | | 22 40 | | | 23 15 | | | 23 40 | | | 0 40 | | 1 31 | |
| Liebherr-Werk, Biberach an der RiB | | | | | | | | | | | | | | 1 33 | |
| Biberach (RiB) Süd | ○ | | 23 04 | | | 23 39 | | | 0 04 | | | 1 04 | | | |
| Aldi-Kreisel, Bad Schussenried | | | 23 17 | | | 23 52 | | | 0 17 | | | 1 17 | | | |
| Aulendorf / Bahnhof | ○ | | | | | | | | | | | | | | |
| Aulendorf | | 23 02 | | | | | 0 10 | | | | | | 1 24 | | |
| Ravensburg | ○ | 23 20 | | | | | 0 23 | | | | | | 1 37 | | |
| Friedrichshafen Stadt | ○ | 23 45 | | | | | 0 36 | | | | | | 1 52 | | |
| nach | | | | | | | | | | | | | | | |

☐ täglich, nicht 26. Okt

751

 Aulendorf - Biberach (RiB) Ersatzverkehr mit

**Verlängert bis
Sonntag, 3. Dezember**

Gültig vom 26. Oktober bis 6. November

| Zug | RS21 18197 | RS21 32600 | RS21 18198 | RS21 32602 | RS21 32604 | RE 5 33798 | RE5 18068 | RE 5 4202 | RS2 32656 | RS21 32608 | RB 91 87550 | IRE 3 4800 | IRE3 17811 | RE 5 4204 | RS21 32610 | RE 5 33792 |
|------------------------------------|-------------------|-------------------|-------------------|-------------------|-------------------|-------------------|-------------------|-------------------|-------------------|-------------------|-------------------|-------------------|-------------------|-------------------|-------------------|-------------------|
| | Mo, Di, Do, Fr | Mo, Di, Do, Fr | Mo, Di, Do, Fr | Mo, Di, Do, Fr | Mo, Di, Do, Fr | Mo, Di, Do, Fr | Mo, Di, Do, Fr | Mo, Di, Do, Fr | Mo, Di, Do, Fr | Mo, Di, Do, Fr | Mo, Di, Do, Fr | Mo, Di, Do, Fr | Mo, Di, Do, Fr | Mo, Di, Do, Fr | Mo, Di, Do, Fr | Mo, Di, Do, Fr |
| von | | | | | | | | | | | | | | | | |
| Friedrichshafen Stadt | | | | | | 4 14 | | | | | 5 00 | | | 5 29 | | 6 04 |
| Ravensburg | | | | | | 4 27 | | | | | 5 21 | | | 5 42 | | 6 17 |
| Aulendorf | | | | | | 4 40 | | | | | 5 40 | | | 5 55 | | 6 30 |
| Aulendorf / Bahnhof | 3 50 | | 4 25 | | | | 4 48 | | | | | | 6 02 | | | |
| Aldi-Kreisel, Bad Schussenried | 4 01 | | 4 36 | | | | 4 59 | | | | | | 6 13 | | | |
| Biberach (RiB) Süd | | 4 36 | | 5 06 | 5 26 | | | 5 45 | 6 32 | | | | | | 7 04 | |
| Liebherr-Werk, Biberach an der RiB | 4 21 | | | 5 08 | 5 28 | | | 5 47 | 6 34 | | | | 6 39 | | 7 06 | |
| Biberach (RiB) / ZOB/Bahnhof | 4 30 | | 5 02 | | | | 5 25 | | | | | | | | | |
| Biberach (RiB) | | 4 38 | | 5 09 | 5 38 | | 5 32 | 6 25 | 6 38 | | | | | 6 47 | 7 09 | |
| Warthausen | | 4 41 | | 5 12 | 5 41 | | | 6 29 | 6 41 | | | | | 6 53 | 7 12 | |
| Schemmerberg | | 4 46 | | 5 17 | 5 46 | | | 6 34 | 6 46 | | | | | 6 57 | 7 17 | |
| Laupheim West | | 5 02 | | 5 32 | 6 02 | | 5 42 | 6 39 | 7 02 | | | | | 6 57 | 7 32 | |
| Erbach (Württ) | | 5 11 | | 5 41 | 6 11 | | | 6 46 | 7 11 | | | | | | 7 41 | |
| Ulm-Donautal | | 5 16 | | 5 46 | 6 16 | | | 6 51 | 7 16 | | | | | | 7 46 | |
| Ulm Hbf | | 5 23 | | 5 52 | 6 23 | | 5 58 | 6 59 | 7 23 | | | | | | 7 53 | |
| nach | | | | | | | | | | | | | | | | |

| Zug | RE5 18069 | IRE 3 22802 | RS21 32612 | RB 91 87554 | RE 3 32680 | IRE 3 4802 | IRE3 17812 | RE 5 4206 | RE 5 33790 | RE5 18070 | RE 3 22804 | RS2 32658 | RS21 32614 | RB 91 87558 | RE 3 32682 | IRE 3 4804 |
|------------------------------------|-------------------|-------------------|-------------------|--------------------|-------------------|---------------|-------------------|-------------------|-------------------|-------------------|-------------------|-------------------|-------------------|--------------------|-------------------|-----------------|
| | Mo, Di, Do, Fr | Mo, Di, Do, Fr | Mo, Di, Do, Fr | Mo, Di, Do, Fr | Mo, Di, Do, Fr | Mi, Sa, So | Mo, Di, Do, Fr | Mo, Di, Do, Fr | Mo, Di, Do, Fr | Mo, Di, Do, Fr | Mo, Di, Do, Fr | Mo, Di, Do, Fr | Mo, Di, Do, Fr | Mo, Di, Do, Fr | Mo, Di, Do, Fr | Mi, Sa, So |
| von | | | | Friedrhn. Hafen | | | | | | | | | | Friedrhn. Hafen | Lindau- Reutin | Kress- bronn |
| Friedrichshafen Stadt | | | | 6 11 | 6 30 | 6 34 | | 7 04 | | 7 37 | | | | 7 13 | 7 32 | 7 34 |
| Ravensburg | | | | 6 35 | 6 44 | 6 46 | | 7 18 | | 7 48 | | | | 7 35 | 7 45 | 7 46 |
| Aulendorf | | | | 6 54 | 6 58 | 6 59 | | 7 31 | | 7 31 | | | | 7 54 | 7 58 | 8 00 |
| Aulendorf / Bahnhof | 6 37 | | | | | | 7 05 | | | 7 37 | | | | | | |
| Aldi-Kreisel, Bad Schussenried | 6 48 | | | | | | 7 16 | | | 7 48 | | | | | | |
| Biberach (RiB) Süd | | | 7 32 | | | | | | | | | 8 02 | 8 32 | | | |
| Liebherr-Werk, Biberach an der RiB | | | 7 34 | | | | | | | | | 8 04 | 8 34 | | | |
| Biberach (RiB) / ZOB/Bahnhof | 7 14 | | 7 34 | | | | 7 42 | | | 8 14 | | 8 04 | 8 34 | | | |
| Biberach (RiB) | | 7 20 | 7 38 | | | | | 7 48 | | | 8 20 | 8 25 | 8 38 | | | |
| Warthausen | | | 7 41 | | | | | | | | | 8 29 | 8 41 | | | |
| Schemmerberg | | | 7 46 | | | | | | | | | 8 34 | 8 46 | | | |
| Laupheim West | | | 8 02 | | | | 7 57 | | | | | 8 38 | 9 02 | | | |
| Erbach (Württ) | | | 8 11 | | | | | | | | | 8 46 | 9 11 | | | |
| Ulm-Donautal | | | 8 16 | | | | | | | | | 8 51 | 9 16 | | | |
| Ulm Hbf | | 7 40 | 8 23 | | | | | 8 11 | | | 8 40 | 8 57 | 9 23 | | | |
| nach | | | | | | | | | | | | | | | | |

| Zug | IRE3 17813 | RE 5 4208 | RE 5 33752 | RE5 18071 | RE 3 4240 | RS2 32660 | RS21 32616 | RB 91 87562 | RE 3 33794 | IRE3 17814 | RE 5 4210 | RE 5 33754 | RE5 18072 | IRE 3 22806 | RS2 32662 | RS21 32618 |
|------------------------------------|-------------------|-------------------|-------------------|-------------------|-------------------|-------------------|-------------------|--------------------|-------------------|-------------------|-------------------|-------------------|-------------------|-------------------|-------------------|-------------------|
| | Mo, Di, Do, Fr | Mo, Di, Do, Fr | Mo, Di, Do, Fr | Mo, Di, Do, Fr | Mo, Di, Do, Fr | Mo, Di, Do, Fr | Mo, Di, Do, Fr | Mo, Di, Do, Fr | Mo, Di, Do, Fr | Mo, Di, Do, Fr | Mo, Di, Do, Fr | Mo, Di, Do, Fr | Mo, Di, Do, Fr | Mo, Di, Do, Fr | Mo, Di, Do, Fr | Mo, Di, Do, Fr |
| von | | | | | | | | Friedrhn. Hafen | Lindau- Reutin | | | | | | | |
| Friedrichshafen Stadt | | | 8 02 | | | | | 8 17 | 8 35 | | | 9 02 | | | | |
| Ravensburg | | | 8 16 | | | | | 8 38 | 8 46 | | | 9 16 | | | | |
| Aulendorf | | | 8 28 | | | | | 8 57 | 9 00 | | | 9 28 | | | | |
| Aulendorf / Bahnhof | 8 05 | | | 8 35 | | | | | | 9 05 | | | 9 35 | | | |
| Aldi-Kreisel, Bad Schussenried | 8 16 | | | 8 46 | | | | | | 9 16 | | | 9 46 | | | |
| Biberach (RiB) Süd | | | | | 9 02 | 9 32 | | | | | | | | | 10 02 | 10 32 |
| Liebherr-Werk, Biberach an der RiB | | | | | 9 04 | 9 34 | | | | | | | | | 10 04 | 10 34 |
| Biberach (RiB) / ZOB/Bahnhof | 8 42 | | | 9 12 | | | | | | 9 42 | | | 10 12 | | | |
| Biberach (RiB) | | 8 48 | | 9 20 | 9 25 | 9 38 | | | | | 9 48 | | | 10 20 | 10 25 | 10 38 |
| Warthausen | | | | | 9 29 | 9 41 | | | | | | | | | 10 29 | 10 41 |
| Schemmerberg | | | | | 9 34 | 9 46 | | | | | | | | | 10 34 | 10 46 |
| Laupheim West | | | | | 9 38 | 10 02 | | | | 9 57 | | | | | 10 38 | 11 02 |
| Erbach (Württ) | | 8 57 | | | 9 46 | 10 11 | | | | | | | | | 10 46 | 11 11 |
| Ulm-Donautal | | | | | 9 51 | 10 16 | | | | | | | | | 10 51 | 11 16 |
| Ulm Hbf | | 9 11 | | 9 40 | 9 57 | 10 23 | | | | 10 11 | | | | 10 40 | 10 57 | 11 23 |
| nach | | | | | | | | | | | | | | | | |

Mo, Di, Do, Fr

751

 Aulendorf - Biberach (RiB) Ersatzverkehr mit

**Verlängert bis
Sonntag, 3. Dezember**

Gültig vom 26. Oktober bis 6. November

| Zug | RB 91 87564 | IRE 3 4806 ☺ | IRE 3 17815 | RE 5 4212 ☺ | RE 5 33756 ☺ | RE 5 18073 | IRE 3 22808 ☺ | RS2 32664 ☺ | RS21 32620 ☺ | RB 91 87566 | IRE 3 4808 ☺ | IRE 3 17816 | RE 5 4214 ☺ | RE 5 33758 ☺ | RE 5 18074 | IRE 3 22810 ☺ |
|------------------------------------|--------------------|--------------------|----------------|-------------------|--------------------|---------------|---------------------|-------------------|--------------------|--------------------|--------------------|----------------|-------------------|--------------------|---------------|---------------------|
| von | Friedrhn. Hafen | Lindau- Reutin | | | | | | | | Friedrhn. Hafen | | | | | | |
| Friedrichshafen Stadt | 9 17 | 9 34 | | | 10 02 | | | | | 10 17 | 10 34 | | | | 11 02 | |
| Ravensburg | 9 38 | 9 46 | | | 10 16 | | | | | 10 38 | 10 46 | | | | 11 16 | |
| Aulendorf | 9 57 | 10 00 | | | 10 28 | | | | | 10 57 | 11 00 | | | | 11 28 | |
| Aulendorf / Bahnhof | | | 10 05 | | | 10 35 | | | | | | | 11 05 | | | 11 35 |
| Aldi-Kreisel, Bad Schussenried | | | 10 16 | | | 10 46 | | | | | | | 11 16 | | | 11 46 |
| Biberach (RiB) Süd | | | | | | | 11 02 | 8 | 11 32 | | | | | | | |
| Liebherr-Werk, Biberach an der RiB | | | | | | | 11 04 | 8 | 11 34 | | | | | | | |
| Biberach (RiB) / ZOB/Bahnhof | | | 10 42 | | | 11 12 | | | | | | | 11 42 | | | 12 12 |
| Biberach (RiB) | | | | 10 48 | | | 11 20 | 11 25 | 11 38 | | | | | | 11 48 | 12 20 |
| Warthausen | | | | | | | | 11 29 | 11 41 | | | | | | | |
| Schemmerberg | | | | | | | | 11 34 | 11 46 | | | | | | | |
| Laupheim West | | | | 10 57 | | | | 11 38 | 12 02 | | | | | 11 57 | | |
| Erbach (Württ) | | | | | | | | 11 46 | 12 11 | | | | | | | |
| Ulm-Donautal | | | | | | | | 11 51 | 12 16 | | | | | | | |
| Ulm Hbf | | | | 11 11 | | | 11 40 | 11 58 | 12 23 | | | | | 12 11 | | 12 40 |
| nach | | | | | | | | | | | | | | | | |

| Zug | RS2 32666 ☺ | RS21 32622 ☺ | RB 91 87568 | IRE 3 4810 ☺ | IRE 3 17817 | RE 5 4216 ☺ | RS21 32624 ☺ | RE 5 33796 ☺ | RE 5 18075 | RE 3 32562 ☺ | RS21 32626 ☺ | RB 91 87570 | RE 3 32561 ☺ | IRE 3 17818 | RE 5 4218 ☺ | RE 5 33766 ☺ |
|------------------------------------|-------------------|--------------------|--------------------|--------------------|----------------|-------------------|--------------------|--------------------|---------------|--------------------|--------------------|--------------------|--------------------|----------------|-------------------|--------------------|
| von | | | Friedrhn. Hafen | Lindau- Reutin | | | | | | | | Friedrhn. Hafen | Lindau- Reutin | | | |
| Friedrichshafen Stadt | | | 11 17 | 11 34 | | | | 12 02 | | | | 12 17 | 12 34 | | | 13 02 |
| Ravensburg | | | 11 38 | 11 46 | | | | 12 16 | | | | 12 38 | 12 46 | | | 13 16 |
| Aulendorf | | | 11 57 | 12 00 | | | | 12 28 | | | | 12 57 | 13 00 | | | 13 28 |
| Aulendorf / Bahnhof | | | | | 12 05 | | | | 12 35 | | | | | 13 05 | | |
| Aldi-Kreisel, Bad Schussenried | | | | | 12 16 | | | | 12 46 | | | | | 13 16 | | |
| Biberach (RiB) Süd | 12 02 | 8 | 12 32 | | | | 12 53 | | | 8 | 13 32 | | | | | |
| Liebherr-Werk, Biberach an der RiB | | 8 | 12 34 | | | | 12 56 | | | 8 | 13 34 | | | | | |
| Biberach (RiB) / ZOB/Bahnhof | 12 04 | | | 12 42 | | | 12 56 | | 13 12 | | | | | 13 42 | | |
| Biberach (RiB) | 12 25 | 12 38 | | | 12 48 | | 12 56 | | 13 21 | 13 38 | | | | | 13 48 | |
| Warthausen | 12 29 | 12 41 | | | | | 12 59 | | | 13 41 | | | | | | |
| Schemmerberg | 12 34 | 12 46 | | | | | 13 04 | | | 13 46 | | | | | | |
| Laupheim West | 12 38 | 13 02 | | | 12 57 | | 13 19 | | | 14 02 | | | | | 13 57 | |
| Erbach (Württ) | 12 46 | 13 11 | | | | | 13 28 | | | 14 11 | | | | | | |
| Ulm-Donautal | 12 51 | 13 16 | | | | | 13 32 | | | 14 16 | | | | | | |
| Ulm Hbf | 12 57 | 13 23 | | | 13 11 | | 13 40 | | | 13 41 | | 14 23 | | | 14 10 | |
| nach | | | | | | | | | | | | | | | | |

| Zug | RE 5 18076 | IRE 3 22822 ☺ | RS2 32668 ☺ | RS21 32628 ☺ | RB 91 87603 | IRE 3 4812 ☺ | IRE 3 17819 | RE 5 4220 ☺ | RE 5 33768 ☺ | RE 5 18077 | IRE 3 22844 ☺ | RS2 32670 ☺ | RS21 32630 ☺ | RB 91 87598 | IRE 3 4824 ☺ | IRE 3 17820 |
|------------------------------------|---------------|---------------------|-------------------|--------------------|--------------------|--------------------|----------------|-------------------|--------------------|---------------|---------------------|-------------------|--------------------|--------------------|--------------------|----------------|
| von | | | | | Friedrhn. Hafen | Lindau- Reutin | | | | | | | | Friedrhn. Hafen | Lindau- Reutin | |
| Friedrichshafen Stadt | | | | | 13 17 | 13 34 | | | 14 02 | | | | | 14 17 | 14 34 | |
| Ravensburg | | | | | 13 38 | 13 46 | | | 14 16 | | | | | 14 38 | 14 46 | |
| Aulendorf | | | | | 13 57 | 14 00 | | | 14 28 | | | | | 14 57 | 15 00 | |
| Aulendorf / Bahnhof | 13 35 | | | | | | 14 05 | | | 14 35 | | | | | | 15 05 |
| Aldi-Kreisel, Bad Schussenried | 13 46 | | | | | | 14 16 | | | 14 46 | | | | | | 15 16 |
| Biberach (RiB) Süd | | | 14 02 | 8 | 14 32 | | | | | | | 15 02 | 8 | 15 32 | | |
| Liebherr-Werk, Biberach an der RiB | | | 14 04 | 8 | 14 34 | | | | | | | 15 04 | 8 | 15 34 | | |
| Biberach (RiB) / ZOB/Bahnhof | 14 12 | | | | 14 42 | | | | 15 12 | | | | | | | 15 42 |
| Biberach (RiB) | | 14 20 | 14 25 | 14 38 | | | | 14 48 | | | 15 20 | | | | | 15 48 |
| Warthausen | | | 14 29 | 14 41 | | | | | | | | 15 25 | 15 38 | | | |
| Schemmerberg | | | 14 34 | 14 46 | | | | | | | | 15 29 | 15 41 | | | |
| Laupheim West | | | 14 38 | 15 02 | | | 14 57 | | | | | 15 34 | 15 46 | | | |
| Erbach (Württ) | | | 14 46 | 15 11 | | | | | | | | 15 38 | 16 02 | | | |
| Ulm-Donautal | | | 14 51 | 15 16 | | | | | | | | 15 45 | 16 11 | | | |
| Ulm Hbf | | 14 40 | 14 57 | 15 23 | | | | 15 11 | | | 15 40 | 15 49 | 16 16 | | | 16 23 |
| nach | | | | | | | | | | | | | | | | |





1 täglich, nicht 6. Nov
8 Mo, Di, Do, Fr





751





 Aulendorf - Biberach (RiB) Ersatzverkehr mit

**Verlängert bis
Sonntag, 3. Dezember**

Gültig vom 26. Oktober bis 6. November

| Zug | RE 5 4222 ☺ | RE 5 33770 ☺ | RE 5 18078 ☺ | IRE 3 22824 ☺ | RS2 32672 ☺ | RS21 32632 ☺ | RB 91 87578 | IRE 3 4814 ☺ | IRE 3 17821 | RE 5 4224 ☺ | RE 5 33772 ☺ | RE 5 18079 ☺ | RE 3 22840 ☺ | RS2 32674 ☺ | RS21 32634 ☺ | RB 91 87582 |
|----------------------------------------------------------------------------------------------------------------------|-------------------|--------------------|--------------------|---------------------|-------------------|--------------------|--------------------|--------------------|----------------|-------------------|--------------------|--------------------|--------------------|-------------------|--------------------|--------------------|
| von | | | | | | | Friedrhn. Hafen | Lindau- Reutin | | | | | | | | Friedrhn. Hafen |
| Friedrichshafen Stadt | | 15 02 | | | | | 15 17 | 15 34 | | | 16 02 | | | | | 16 17 |
| Ravensburg | | 15 16 | | | | | 15 38 | 15 46 | | | 16 16 | | | | | 16 38 |
| Aulendorf | ○ | 15 28 | | | | | 15 57 | 16 00 | | | 16 28 | | | | | 16 57 |
| Aulendorf / Bahnhof  | | | 15 35 | | | | | | 16 05 | | | 16 35 | | | | |
| Aldi-Kreisel, Bad Schussenried  | | | 15 46 | | | | | | 16 16 | | | 16 46 | | | | |
| Biberach (RiB) Süd | | | | 16 02 | 8 | 16 32 | | | | | | | | 17 02 | 8 | 17 32 |
| Liebherr-Werk, Biberach an der RiB  | | | | 16 04 | 8 | 16 34 | | | | | | | | 17 04 | 8 | 17 34 |
| Biberach (RiB) / ZOB/Bahnhof  | ○ | | 16 12 | | | | | 16 42 | | | 17 12 | | | | | |
| Biberach (RiB) | 15 48 | | | 16 20 | 16 25 | 16 38 | | | | 16 48 | | | 17 20 | 17 25 | 17 38 | |
| Warthausen | | | | | 16 29 | 16 41 | | | | | | | | 17 29 | 17 41 | |
| Schemmerberg | | | | | 16 34 | 16 46 | | | | | | | | 17 34 | 17 46 | |
| Laupheim West | 15 57 | | | | 16 38 | 17 02 | | | | 16 57 | | | | 17 38 | 18 02 | |
| Erbach (Württ) | | | | | 16 46 | 17 11 | | | | | | | | 17 46 | 18 11 | |
| Ulm-Donautal | | | | | 16 51 | 17 16 | | | | | | | | 17 51 | 18 16 | |
| Ulm Hbf | ○ | 16 13 | | 16 40 | 16 57 | 17 24 | | | | 17 11 | | | 17 40 | 17 57 | 18 23 | |
| nach | | | | | | | | | | | | | | | | |

| Zug | IRE 3 17822 | RE 5 4238 ☺ | RE 5 33774 ☺ | RE 5 18080 ☺ | IRE 3 22906 ☺ | RS2 32676 ☺ | RS21 32638 ☺ | RB 91 87586 | IRE 3 4816 ☺ | IRE 3 17823 | RE 5 4228 ☺ | RS21 32640 ☺ | RE 5 33778 ☺ | RE 5 18081 ☺ | IRE 3 22850 ☺ | RS21 32642 ☺ | |
|------------------------------------------------------------------------------------------------------------------------|----------------|-------------------|--------------------|--------------------|---------------------|-------------------|--------------------|--------------------|--------------------|----------------|-------------------|--------------------|--------------------|--------------------|---------------------|--------------------|-------|
| von | | | | | | | | Friedrhn. Hafen | Lindau- Reutin | | | | | | | | |
| Friedrichshafen Stadt | | | 17 02 | | | | | 17 17 | 17 34 | | | | 18 02 | | | | |
| Ravensburg | | | 17 16 | | | | | 17 38 | 17 46 | | | | 18 16 | | | | |
| Aulendorf | ○ | | 17 28 | | | | | 17 57 | 18 00 | | | | 18 28 | | | | |
| Aulendorf / Bahnhof  | | 17 05 | | 17 35 | | | | | 18 05 | | | | | 18 35 | | | |
| Aldi-Kreisel, Bad Schussenried  | | 17 16 | | 17 46 | | | | | 18 16 | | | | | 18 46 | | | |
| Biberach (RiB) Süd | | | | | 18 02 | 8 | 18 32 | | | | | 19 02 | | | | 8 | 19 32 |
| Liebherr-Werk, Biberach an der RiB  | | | | | 18 04 | 8 | 18 34 | | | | | 19 04 | | 19 12 | | 8 | 19 34 |
| Biberach (RiB) / ZOB/Bahnhof  | ○ | 17 42 | | 18 12 | | | | 18 42 | | | 19 04 | | | 19 12 | | | |
| Biberach (RiB) | | 17 48 | | 18 20 | 18 27 | 18 35 | | | 18 51 | | 19 08 | | | 19 20 | 19 38 | | |
| Warthausen | | | | | 18 31 | 18 38 | | | 18 59 | | 19 11 | | | 19 23 | 19 41 | | |
| Schemmerberg | | | | | 18 36 | 18 43 | | | | | 19 16 | | | 19 32 | 20 02 | | |
| Laupheim West | 17 57 | | | | 18 40 | 19 03 | | | | | 19 32 | | | 20 02 | 20 11 | | |
| Erbach (Württ) | | | | | 18 47 | 19 12 | | | | | 19 41 | | | 20 11 | 20 16 | | |
| Ulm-Donautal | | | | | 18 52 | 19 17 | | | | | 19 46 | | | 20 16 | 20 23 | | |
| Ulm Hbf | ○ | 18 13 | | 18 40 | 18 58 | 19 23 | | | 19 13 | | 19 53 | | | 19 40 | 20 23 | | |
| nach | | | | | | | | | | | | | | | | | |

| Zug | RB 91 87590 | IRE 3 32686 ☺ | IRE 3 17824 | RE 5 4230 ☺ | RS21 32636 ☺ | RE 5 33780 ☺ | RE 5 18082 | IRE 3 22828 ☺ | RS21 32644 ☺ | RB 91 17748 RB 53 17814 ☺ 2. | IRE 3 4818 ☺ | IRE 3 17825 | RE 5 4232 ☺ | RE 5 33782 ☺ | RE 5 18083 | RE 3 4248 ☺ |
|------------------------------------------------------------------------------------------------------------------------|--------------------|---------------------|----------------|-------------------|--------------------|--------------------|---------------|---------------------|--------------------|------------------------------------------|--------------------|----------------|-------------------|--------------------|---------------|-------------------|
| von | Friedrhn. Hafen | Friedrhn. Hafen | | | | | | | | | Lindau- Reutin | | | | | |
| Friedrichshafen Stadt | 18 17 | 18 35 | | | 19 02 | | | | | 19 12 | 19 34 | | | 20 02 | | |
| Ravensburg | 18 38 | 18 47 | | | 19 16 | | | | | 19 36 | 19 46 | | | 20 16 | | |
| Aulendorf | ○ | 18 57 | 19 00 | | 19 28 | | | | | 19 57 | 20 00 | | | 20 28 | | |
| Aulendorf / Bahnhof  | | 19 05 | | | 19 35 | | 19 35 | | | 20 06 | | 20 05 | | 20 35 | | |
| Aldi-Kreisel, Bad Schussenried  | | 19 16 | | | 19 46 | | 19 46 | | | | | 20 16 | | 20 46 | | |
| Biberach (RiB) Süd | | | | 20 02 | | | | | | | | | | | | |
| Liebherr-Werk, Biberach an der RiB  | | | | 20 04 | | 20 12 | | | | | | 20 42 | | 21 12 | | |
| Biberach (RiB) / ZOB/Bahnhof  | ○ | 19 42 | | 20 04 | | | | | | | | | | | | |
| Biberach (RiB) | | 19 48 | | 20 08 | | | | 20 20 | 20 36 | | | | 20 48 | | | 21 20 |
| Warthausen | | | | 20 11 | | | | | 20 41 | | | | | | | |
| Schemmerberg | | | | 20 16 | | | | | 20 46 | | | | | | | |
| Laupheim West | | | | 20 32 | | | | | 21 02 | | | | 20 57 | | | |
| Erbach (Württ) | | 19 57 | | 20 41 | | | | | 21 11 | | | | | | | |
| Ulm-Donautal | | | | 20 46 | | | | | 21 16 | | | | | | | |
| Ulm Hbf | ○ | 20 11 | | 20 53 | | | | 20 40 | 21 23 | | | | 21 11 | | | 21 40 |
| nach | | | | | | | | | | Sigma- ringen | | | | | | |

1 täglich, nicht 6. Nov
8 Mo, Di, Do, Fr

751

Aulendorf - Biberach (RiB) Ersatzverkehr mit

**Verlängert bis
Sonntag, 3. Dezember**

Gültig vom 26. Oktober bis 6. November

| Zug | RS21 32646 ☺ | RB 91 87596 | RE 3 32478 ☺ | IRE3 17826 | RE 5 4234 ☺ | RE 5 33784 ☺ | RE5 18084 | IRE 3 22820 ☺ | RS21 32648 ☺ | IRE 3 4820 ☺ | IRE3 17827 | RE 5 4236 ☺ | RE 5 33786 ☺ | RE5 18085 | IRE 3 22846 ☺ | RS21 32650 ☺ |
|------------------------------------|--------------------|--------------------|--------------------|---------------|-------------------|--------------------|--------------|---------------------|--------------------|--------------------|---------------|-------------------|--------------------|--------------|---------------------|--------------------|
| von | | Friedrhn. Hafen | Lindau- Reutin | | | | | | | Lindau- Reutin | | | | | | |
| Friedrichshafen Stadt | | 20 17 | 20 34 | | | 21 02 | | | | 21 34 | | | 22 02 | | | |
| Ravensburg | | 20 38 | 20 46 | | | 21 16 | | | | 21 46 | | | 22 16 | | | |
| Aulendorf | ○ | 20 57 | 21 00 | | | 21 28 | | | | 22 00 | | | 22 28 | | | |
| Aulendorf / Bahnhof | | | | 21 05 | | | 21 35 | | | | 22 05 | | | 22 35 | | |
| Aldi-Kreisel, Bad Schussenried | | | | 21 16 | | | 21 46 | | | | 22 16 | | | 22 46 | | |
| Biberach (RiB) Süd | | | | | | | | | | | | | | | | |
| Liebherr-Werk, Biberach an der RiB | | | | | | | | | | | | | | | | |
| Biberach (RiB) / ZOB/Bahnhof | ○ | | | 21 42 | | | 22 12 | | | | 22 42 | | | 23 12 | | |
| Biberach (RiB) | | 21 36 | | | 21 48 | | | 22 20 | 22 38 | | | 22 48 | | | 23 20 | 23 38 |
| Warthausen | | 21 41 | | | | | | | 22 41 | | | | | | | 23 41 |
| Schemmerberg | | 21 46 | | | | | | | 22 46 | | | | | | | 23 46 |
| Laupheim West | | 22 02 | | | 21 57 | | | | 23 02 | | | 22 57 | | | | 0 02 |
| Erbach (Württ) | | 22 11 | | | | | | | 23 11 | | | | | | | 0 11 |
| Ulm-Donautal | | 22 16 | | | | | | | 23 16 | | | | | | | 0 16 |
| Ulm Hbf | ○ | 22 23 | | | 22 11 | | | 22 40 | 23 23 | | | 23 11 | | | 23 40 | 0 23 |
| nach | | | | | | | | | | | | | | | | |

| Zug | RB 91 87600 | IRE 3 4826 ☺ | IRE3 17828 | RE 5 33788 ☺ | RE 5 17798 ☺ | RE5 18086 | RE 3 22980 ☺ | RS21 32652 ☺ | RE 3 32690 ☺ | IRE3 17829 | IRE 3 22925 ☺ | RB 91 17840 2. |
|------------------------------------|--------------------|--------------------|---------------|--------------------|--------------------|--------------|--------------------|--------------------|--------------------|---------------|---------------------|----------------------|
| von | Friedrhn. Hafen | Lindau- Reutin | | | | | | | | | | |
| Friedrichshafen Stadt | | 22 17 | 22 34 | | | | | | | | | 0 12 |
| Ravensburg | | 22 38 | 22 46 | | 23 04 | | | 23 37 | | | | 0 35 |
| Aulendorf | ○ | 22 57 | 23 00 | | 23 18 | | | 23 51 | | | | 0 56 |
| Aulendorf / Bahnhof | | | | 23 05 | | | | | | 0 10 | | |
| Aldi-Kreisel, Bad Schussenried | | | | 23 16 | | 23 40 | | | | 0 21 | | |
| Biberach (RiB) Süd | | | | | | 23 51 | | | | | | |
| Liebherr-Werk, Biberach an der RiB | | | | | | | | | | | | |
| Biberach (RiB) / ZOB/Bahnhof | ○ | | | 23 42 | | 0 17 | | | 0 47 | | | |
| Biberach (RiB) | | | | 23 48 | | | 0 24 | 0 35 | | | 0 55 | |
| Warthausen | | | | | | | | 0 39 | | | | |
| Schemmerberg | | | | | | | | 0 44 | | | | |
| Laupheim West | | | | 23 57 | | | 0 34 | 0 59 | | 1 05 | | |
| Erbach (Württ) | | | | | | | | 1 08 | | | | |
| Ulm-Donautal | | | | | | | | 1 12 | | | | |
| Ulm Hbf | ○ | | | 0 14 | | | 0 51 | 1 20 | | 1 22 | | |
| nach | | | | | | | | | | | | |

☺ täglich, nicht 6. Nov
 ☑ täglich, nicht 26. Okt